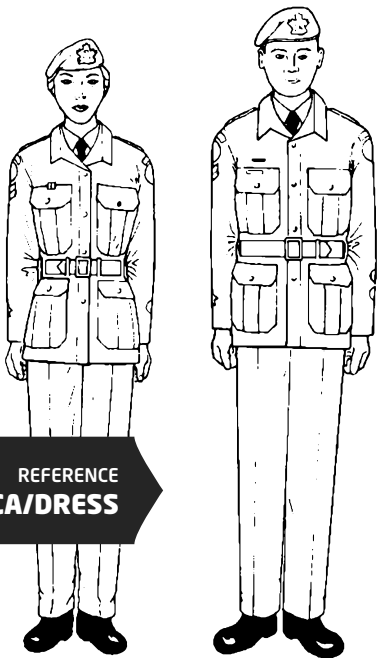


2677 - 42nd FIELD ARTILLERY REGIMENT ARMY CADETS



REFERENCE

2677CADETS.CA/DRESS

DRESS & DEPARTMENT GUIDE

VERSION: SEPTEMBER 2017



REMEMBER

- Brass on Brass
- Jackets are always done up, or they are not worn
- You always wear a headdress with your dress uniform and FTUs.
- Males: hair will not touch your ears or your collar
- If you are missing a piece of your dress uniform or FTUs, wear your C8. If you have not been issued combat boots, wear running shoes.
- Ensure your uniform is wrinkle and lint free at all times
- If you carry something, it's in your left hand; this is so that you can salute with your right hand.

When in uniform: stand tall, shoulders back, and be proud! You are a **Royal Canadian Army Cadet**

Orders of Dress



C1 - Full Dress

Components:

- Beret with cap badge
- Shirt Sleeved Shirt (with slip-ons)
- Tie
- Tunic with belt
- Name Tag
- Pants
- Dress Belt
- Wool Socks
- Parade Boots
- Medals are worn with this order of dress



C2A - Routine (Summer) Dress

Components:

- Beret with cap badge
- Shirt Sleeved Shirt (with slip-ons)
- Name Tag
- Pants
- Dress Belt
- Wool Socks
- Parade Boots
- Ribbons are worn with this order of dress



C2 - Routine (Winter) Dress

Components:

- Beret with cap badge
- Shirt Sleeved Shirt (with slip-ons)
- Tunic with belt
- Name Tag
- Pants
- Dress Belt
- Wool Socks
- Parade Boots
- Ribbons are worn with this order of dress



C5 - Field Training Uniform (FTU)

Components:

- Beret with cap badge (bring tilley hat if going to the field)
- FTU Shirt with Slip-On
- Olive Drab T-Shirt
- FTU Pants
- Belt
- Pants bloused
- Wool Socks
- Combat Boots



C5A - Field Training Uniform (FTU) with Unit T-Shirt

Components:

- Beret with cap badge (bring tilley hat if going to the field)
- Unit T-Shirt
- FTU Pants
- Belt with slip-on on left-side
- Pants bloused
- Wool Socks
- Combat Boots



C6 - Mess Dress

Components:

- White collared dress shirt
- Black Bow Tie
- Tunic with belt
- Name Tag
- Pants
- Dress Belt
- Wool Socks
- Parade Boots
- Medals are worn with this dress



C7 - PT Uniform (Physical Training)

Components:

- Unit t-shirt
- Shorts
- Running shoes
- Tilley hat (if ordered)



C8 - Casual

Components:

- Unit T-Shirt
- Jeans / Shorts
- Casual shoes (running or skate shoes, not sandals or flip-flops)

Uniform Standard

Uniform Items



Belt

- The trousers/slacks shall be worn with the issued black belt.
- Belt should be “brass-on-brass”.



Beret

- Placed evenly on the head with the sweat-band no more than 2.5 cm above the eyebrows.
- The badge is centered over the left eye.
- The crown of the beret is pulled downward to the right and rear; and drawstrings are tacked inside the gap of the sweat-band.



Black gloves

- Worn with both Dress Uniform & FTU.
- Worn during cold weather.
- Gloves are tucked under sleeve of jacket or tunic.



Combat Boots

- Shall be laced properly.
- No varnish other than shoe polish can be used to blacken the combat boots (combat boots are not shined to a mirror shine).



Dress Uniform Pants

- Will be pressed without starch so as to have creases down the centre of each leg.
- Creases shall extend from the waist to the bottom of the pant leg.
- The length of the trousers should extend to the half way point of the laces on the ankle boot.



Dress Uniform Shirt, Short Sleeve

- May be worn with tie or open neck, with or without jacket.
- Rank slip-ons shall be worn with the short sleeve shirt.



Dress Uniform Tunic

- The jacket shall be worn fully buttoned except the top button.
- Sleeves shall be have no creases or wrinkles.
- Jackets may be removed in buildings and offices, when authorized.
- Slip-ons are not worn on the tunic epaulette.
- Do not place items in tunic pockets.



Dress Uniform Tunic Belt

- Shall be worn so as the excess of the belt, once attached, is on the same side as the buttonhole flap.
- The buckle shall be adjusted so that the excess of the belt is not more than 8 cm.



FTU Pants

- Will be wrinkle free (10 mins in the dryer or iron to press).
- Pants are bloused above each boot.
- A belt (dress uniform or combat belt) is always worn with pants.



FTU Tunic

- Will be wrinkle free
- The tunic shall be worn fully buttoned except the top button.
- Sleeves may be rolled so that sleeve fold is three fingers wide and up three fingers from the inside of the elbow.
- Belly and waist strings are done up and wrapped around button, so that they do not dangle.
- Slip-on is worn on the tunic.



Olive Drab T-Shirt

- Worn under combat tunic, tucked into pants.
- Sleeves are not rolled.



Olive Drab Sweater

- Worn in substitute of olive drab t-shirt.



Parade Boots

- Shall be laced across horizontally from side to side.
- No varnish other than shoe polish can be used to shine the boots.



Parka (inner / outer)

- Worn with both Dress Uniform & FTU.
- Worn during cold weather.
- Jacket is done up all the way or not worn.
- Slip-ons must be worn on jacket.
- RCAC velcro badge must be worn.
- Inner layer should not be worn on it's own.



Rank Slip-On

- Shall be worn with the short sleeve orders of dress and overcoats at cadet corps.



Tie

- Shall be knotted neatly using a Windsor knot and shall be kept tight.



Toque

- Worn with both Dress Uniform & FTU.
- Worn during cold weather.
- RCAC logo is centered on head.



Unit T-Shirt

- Worn with FTUs, PT, or civilian clothing



Wool Socks

- Shall be worn with boots. Cadets are encouraged to wear grey or black cotton or nylon socks underneath.

Uniform Standard *Uniform Accoutrement*



RCAC Cap Badge

- Issued with uniform.
- Worn by cadets ranked Cdt-Bdr.



**Artillery Cap
Badge (NCO)**

- Worn by cadets who pass the Unit History Test (UHC) - Phase I.
- Worn by all ranks.
- Cleaned with an old toothbrush (soap and water, not Brasso).



**Artillery Cap
Badge (Officer)**

- Worn by the Cadet Regimental Sergeant Major (must also hold the rank of Cadet Chief Warrant Officer)
- Sewn on beret.



**RCA Shoulder
Flash**

- Worn by all ranks.
- Issued with uniform. Sewn at the top edge of dress uniform tunic sleeve.



White Gloves

- Worn by cadets who hold a parade position (RSM, BSM, Tp WOs, Flag Party Commander), including members of the flag party.
- Worn only on parade.
- Worn under the tunic.
- Cleaned so that they are bright white (hand-wash).



Lanyard

- Worn by cadets who pass the White Lanyard Program.
- Worn only on the dress uniform tunic.
- Cleaned so that it's a bright white (hand-wash).
- Worn under left epaulette, secured to left breast-pocket button.



**Ceremonial White
Belt & Artillery
Buckle**

- Only worn with C1 dress.
- Worn by senior ranks who hold a parade position (RSM, BSM, Tp Comd or Flag Party Comd).
- **ONLY worn on parade over tunic.**
- Green issued tunic belt is still worn.
- White belt must be cleaned (toothpaste).
- Buckle cleaned with Brasso.



Drill Cane

- Carried by RSM & BSM for routine training.
- Will be clean and polished.










Pace Stick

- Carried by RSM & BSM for parade and ceremonial events.
- Will be clean and polished.

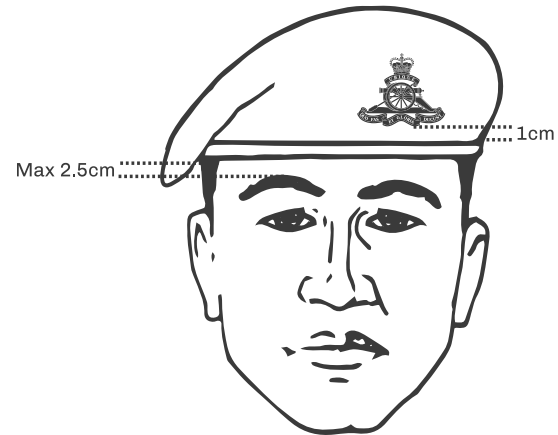
Uniform Standard

Uniform Medals & Pins

	Medals Worn on: Dress Tunic	Centred above right pocket, name tag moved 0.5 cm above medal
	Ribbons Worn on: Dress Tunic & Dress Shirt	Centred above right pocket, name tag moved 0.5 cm above ribbon
	Name Tag Worn on: Dress Tunic & Dress Shirt	Centred above right pocket
	Duke of Ed Worn on: Dress Tunic	Centred on the right breast pocket
	Marksmanship Series Worn on: Dress Tunic	Centred on the left breast pocket
	Biathlon Series Worn on: Dress Tunic	Centred on the left breast pocket
	Expedition Worn on: Dress Tunic & Dress Shirt	Centred 0.5 cm over the name tag

Uniform Standard

Wearing & Forming Your Beret



WET BERET

Soak your beret in warm water. Using hot water on the black rim will shrink the beret. If your beret is slightly too large, using hot water is a good idea. If your beret already fits your head snugly, be sure to avoid hot water.

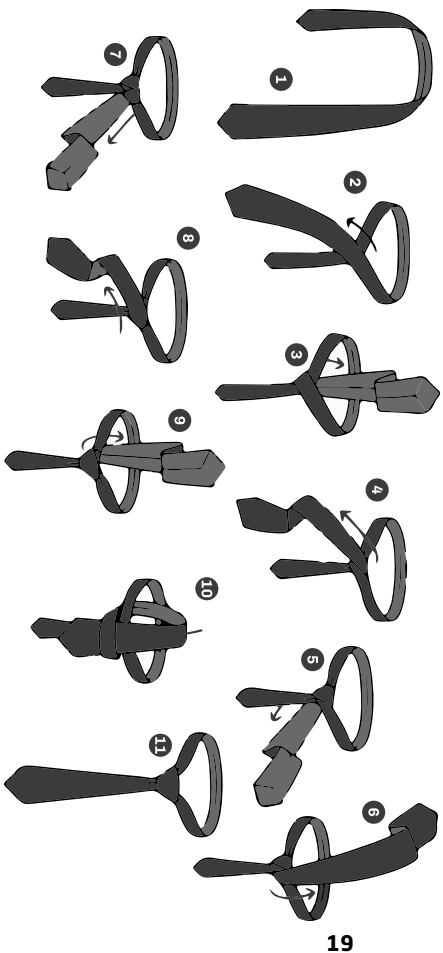
WRING OUT THE EXCESS WATER

Get rid of all the extra water you can by gently wringing out the beret. It will still be damp, but make sure there is no more dripping water.

Uniform Standard

Tying the Windsor Knot

Youtube Video: <https://goo.gl/LmppXi>



SHAPE THE BERET

Place the damp beret on your head. Hold the cap badge with your left hand and pull the excess material with your right hand so that it's smooth (do not pull too hard as you rip the material). The material should not go past the mid point of your right ear.

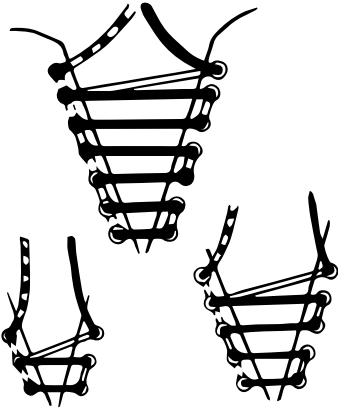
ALLOW THE BERET TO DRY ON YOUR HEAD

Doing this will keep the beret from shrinking too much and will form the beret more closely to the exact shape of your head. If necessary, you may need to hold the fold down with one hand until it becomes secure. You may take the beret off if it's still slightly damp after a few hours.

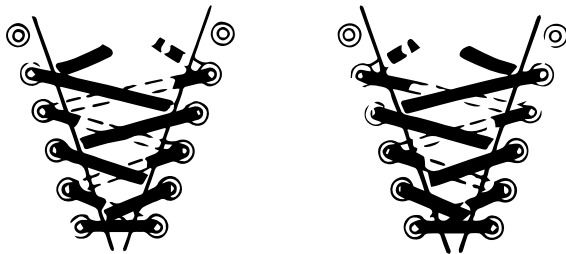
Uniform Standard

Lacing Boots

PARADE BOOTS



COMBAT BOOTS



LEFT BOOT

RIGHT BOOT

PERSONAL APPEARANCE

General

The standard of personal dress, appearance, and grooming shall reflect credit on the individual and on the RCAC. The regulations are not intended to be overly restrictive, but rather to ensure a high standard of grooming consistent with that expected of cadets while also recognizing the standards of Canadian society. The regulations set out in the following paragraphs are reasonable to ensure a favourable cadet image and yet allow some individuality.

Cadets in uniform shall be well groomed with footwear cleaned and shone. The uniform shall be clean and properly pressed at all times. In particular, buttons, fasteners and zippers shall be kept closed. Pockets shall not be bulged; items such as glasses, sun-glasses, glasses cases, pens, pencils, key-rings or paper shall not be visibly extended nor protrude from pockets or be suspended from waist belts or pockets. Headsets from personal electronic devices (including hands free devices), shall not be worn during training.

CIVILIAN CLOTHING

Civilian clothes. May be worn by cadets as prescribed by Corps COs. Cadets wearing civilian clothes during cadet activities or in public shall present a neat, clean and well groomed appearance. Regulations on personal

appearance will apply to cadets wearing civilian clothes in regards to deportment, hair, jewellery, tattoos and piercing. It is recommended that the Corps COs emphasise the importance for cadets to dress in a manner that brings credit / upholds reputation of the cadet corps and the RCAC.

DEPORTMENT

Chewing gum, slouching, sauntering, placing hands in pockets, smoking or eating on the street, walking hand in hand, and similar deportment which detracts from a proud and orderly appearance in the eyes of the public is unacceptable for cadets in uniform. The object of this guideline is to project an image of a disciplined and self-controlled group while, at the same time, allow cadets to express their feelings in a positive manner as it would be expected of teenagers.

MAKE-UP

Female cadets are authorized to wear a minimal amount of make-up. When wearing uniform, make-up shall be applied conservatively. This precludes the use of false eyelashes, heavy eyeliner, brightly coloured eye shadow or lipstick, coloured nail polish, and excessive facial make-up.

Jewellery. The only jewellery that may be worn in uniform shall be a wristwatch, a Medical Alert bracelet and a maximum of two rings (one on each hand). In addition,

female cadets in uniform may wear a single pair of plain gold, silver stud, diamonds or white pearl earrings in pierced ears. The single stud earring, worn in the centre of each earlobe, shall be spherical in shape and not exceed 0.6 cm in diameter. No other type of earring shall be worn except for a gold or silver-healing device of similar shape and size, which may be worn while ears are healing after piercing. Only a single earring or healing device, worn in the centre of each ear lobe, may be worn at a time. Male cadets are not authorized to wear an earring or earrings.

BODY PIERCING

Cadets in uniform shall not wear visible body piercing adornments (tongue included), with the exception of female cadet's earrings. Jewellery used for piercings of the eyebrows, the nose, the lips, etc, must be removed when in uniform.

TATTOOS

Cadets shall not display tattoos that are deemed to be offensive (e.g. pornographic, blasphemous, racist, etc.) or otherwise reflect discredit on the CCO. If a cadet is found to have such a tattoo, he must cover the tattoo at all times during cadet training, whether in uniform or in civilian clothing.

UNDERGARMENTS

Undergarments including brassiere for female cadets, should be worn under all numbered orders of dress and shall be of an appropriate colour so as not to be visible through uniform items of clothing.

EYEGLASSES/SUNGLASSES

Sunglasses shall be conservative in design and colour. Sunglasses with photo chromic or mirrored lenses are not authorized for wear. Cadets, who normally wear eyeglasses, may wear either conventionally framed prescription sunglasses or conservatively styled clip-on sunglasses when conditions and circumstances dictate. Other cadets may wear conservatively styled sunglasses, which do not detract from the overall appearance of the uniform when conditions and circumstances dictate. Sunglasses shall not be worn on parade unless authorized by the CO in special circumstances.

WEARING OF HEADDRESS (BERET / TOQUE TILLEY HAT)

The wear of headdress on different occasions reflects a combination of the cultural etiquette of Canadian society, military custom and religious practices. As a guideline, the norms of formal etiquette should be followed:

a. consecrated buildings. All cadets shall observe the custom of the religious denomination concerned, in regard to the wearing of headdress in a consecrated

building, except that headdress shall be worn when on duty as a member of the vigil during the lying in state of a deceased dignitary or when depositing or receiving Colours. The advice of the officiating clergy will be sought and followed in each case;

b. messes and canteens. Cadets shall remove headdress upon entering messes and canteens. The same custom shall be applied upon entering public restaurants; and

c. public buildings. Headdress shall not normally be removed in any public place, including elevators. However, cadets may observe the custom practised by civilians in regard to the wearing of headdress in public buildings such as theatres and civil courts.

MILITARY AND PRIVATELY OWNED VEHICLES

Cadets travelling in uniform shall wear headdress while travelling as a passenger in a military vehicle or travelling or operating a privately owned vehicle except: on extended trips; or by order of the senior officer present.

When headdress has been removed in accordance with the instructions above, it shall be replaced when either approaching and leaving a military establishment (including the Armoury); and before exiting the vehicle.

PARADES

All cadets on parade shall remove their headdress, when so ordered, except for musicians, colour/flag bearers and their escorts and also those who are adherents of the Sikh religion.

HAIR

Hair shall be neatly groomed and conservatively styled. The length, bulk and style of hair shall not preclude the proper wear of the beret (bulk is the distance that the mass of hair extends from the skin, when groomed, as opposed to the length of hair). In particular, style and colour shall not be bizarre, bleached, exaggerated or unusual in appearance. Unusual colours such as green, bright red, orange, purple, etc are not permitted. Hair must be secured or styled back to reveal the face and any accessories used to secure or control hairstyles shall be as unobtrusive as possible. Hair ornaments shall not be worn, except for conservative barrettes, which blend with the hair colour. Female cadets may use hair-gel as a personal choice, but must not be mandated to do so by their Cadet corps.

Hair - Male

Hair shall be neatly groomed and conservatively styled. The length, bulk and style:

a. taper trimmed at the back, sides, and above the ears to blend with the hairstyle;

b. be no more than 15 cm in length and sufficiently short that, when the hair is groomed and beret is removed, no hair shall touch the ears or fall below the top of the eyebrows;

c. be no more than 4 cm in bulk at the top of the head, gradually decreasing to blend with the taper trimmed sides and back;

d. and be kept free from the neck to a distance of 2.5 cm above the shirt collar. Taper trimmed square back styles and shaving of all the hair on the head are permitted.

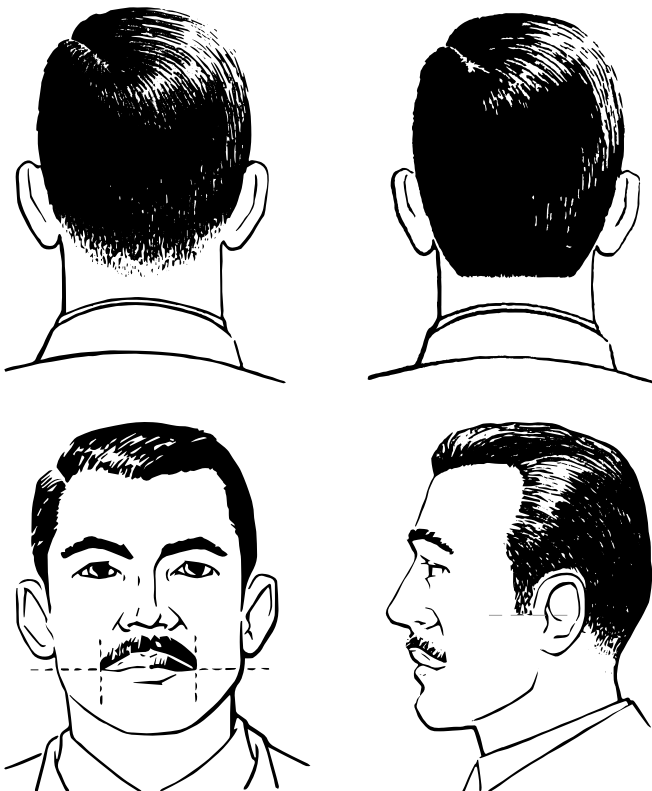
SIDEBURNS

Sideburns shall not extend below a line horizontally bisecting the ear, and shall be squared off horizontally at the bottom edge and taper trimmed to conform to the overall hairstyle.

MOUSTACHES/BEARDS

When moustaches are worn alone, the unshaven portion of the face shall not extend outwards beyond the corners of the mouth. Moustaches shall be kept neatly trimmed; not be greater than 2 cm (3/4 in.) in bulk; not extend below the corners of the mouth and not protrude beyond the width of the mouth. Note that beards are not authorized.

HAIR STANDARD - MALE



Hair - Female

The following additional details apply to female cadets. Generally, hair for females shall be placed neatly in a bun. Hair shall not extend below the lower edge of the shirt collar (see exception below). Exaggerated styles, including those with excessive fullness or extreme height, are not authorized. Braids, if worn with FTU or PT, shall be styled conservatively and tied tightly, secured at the end by a knot or a small-unadorned fastener. A single braid (FTU/PT) shall be worn in the centre of the back. Double braids (FTU/PT) shall be worn behind the shoulders. Hair shall be a maximum length when gathered behind the head and braided which does not extend below the top of the armpit. Multiple braids and/or cornrows shall be directed toward the back of the head, pulled tight to the head and secured at the end by a knot or a small-unadorned fastener. Multiple braids extending below the lower edge of the collar are to be gathered in a bun. Hairpieces and extensions are not permitted.

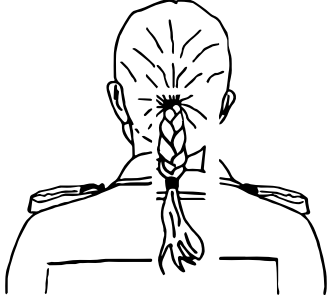
EXCEPTION

With the PRIOR WRITTEN PERMISSION of the corps CO, a 60-day transition period may be granted a cadet to grow her hair longer for re-styling, during which time hair may extend below the lower edge of the shirt collar.

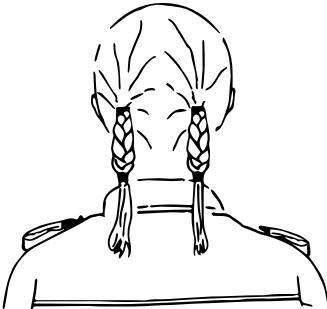
HAIR STANDARD - FEMALE



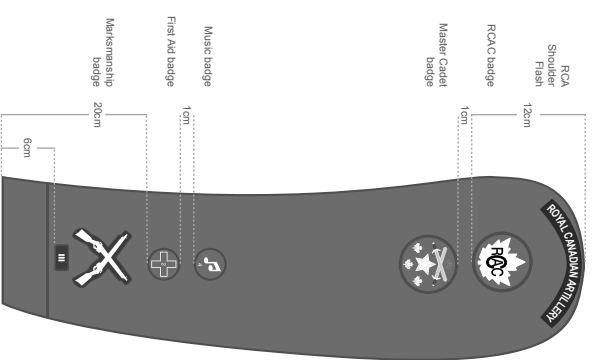
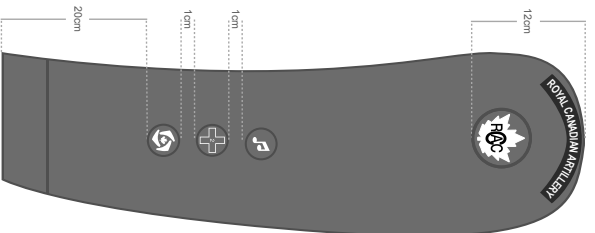

HAIR STANDARD - FEMALE



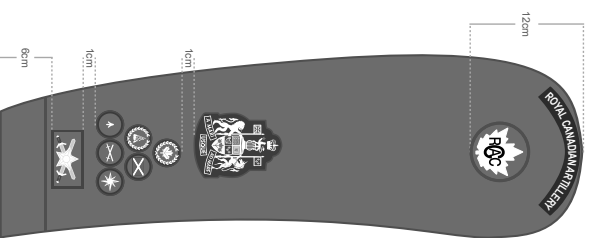
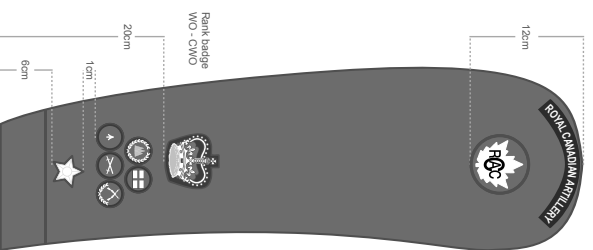
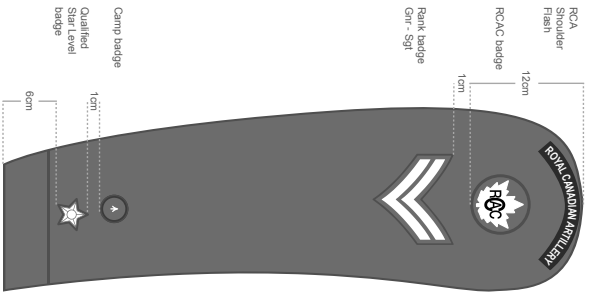
**ONLY FOR
FTU or PT**



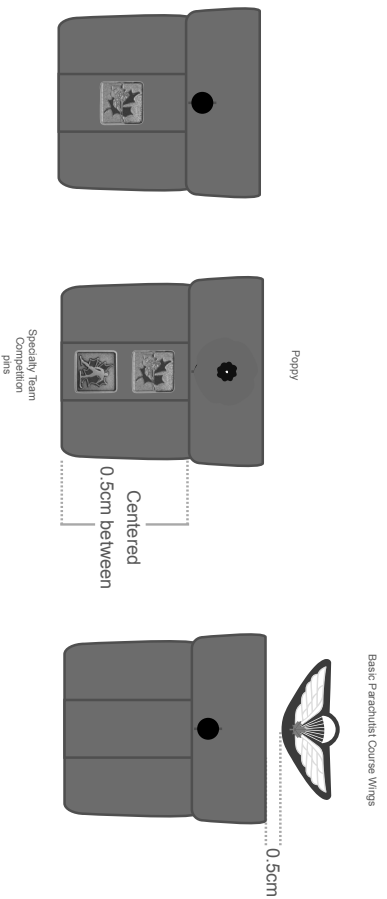
BADGE PLACEMENT - LEFT SLEEVE



BADGE PLACEMENT - RIGHT SLEEVE

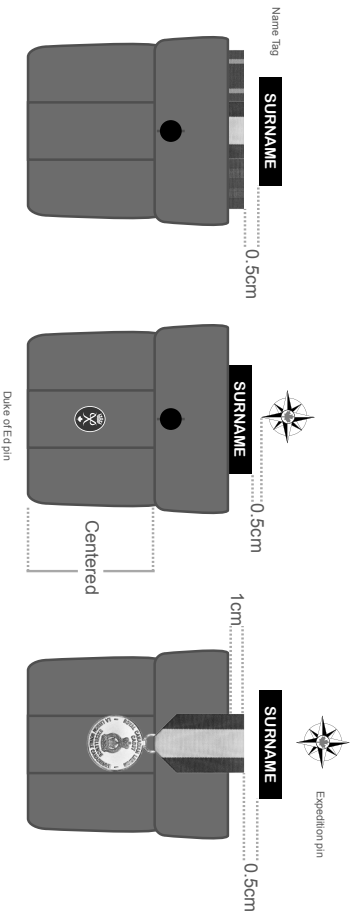


POCKET PLACEMENT - LEFT POCKET



35

POCKET PLACEMENT - RIGHT POCKET



34

RANK INSIGNIA • INSIGNES DE GRADE



APPOINTMENT BADGES INSIGNES DE NOMINATION



Lance Corporal
Lancecorporal

Corporal
Corporal

Master Corporal
Maîtrecorporal

Sergeant
Sergent

Warrant Officer
Adjudant

Master Warrant Officer
Adjudant-chef

Chief Warrant Officer
Adjudant-chef

Drum Major
Tambour-major

Pipe Major
Cornemuseux

STAR LEVELS NIVEAUX D'ÉTOILE



NATIONAL STAR OF EXCELLENCE ÉTOILE NATIONALE D'EXCELLENCE



DUC OF EDINBURGH AWARD LE PRIX DU DUC D'ÉDIMBOURG

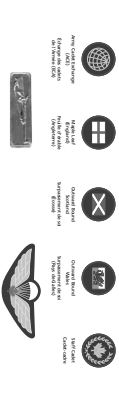


SUMMER TRAINING QUALIFICATIONS • QUALIFICATIONS D'ENTRAÎNEMENT D'ÉTÉ

Green Star Étoile verte	Red Star Étoile rouge	Silver Star Étoile argent	Gold Star Étoile or	Master Cadet Cadet maître	Level 1 Niveau 1	Level 2 Niveau 2	Level 3 Niveau 3	Level 4 Niveau 4
First Aid Premiers soins	First Aid Premiers soins	First Aid Premiers soins	First Aid Premiers soins	First Aid Premiers soins	First Aid Premiers soins	First Aid Premiers soins	First Aid Premiers soins	First Aid Premiers soins
First Aid Premiers soins	First Aid Premiers soins	First Aid Premiers soins	First Aid Premiers soins	First Aid Premiers soins	First Aid Premiers soins	First Aid Premiers soins	First Aid Premiers soins	First Aid Premiers soins
First Aid Premiers soins	First Aid Premiers soins	First Aid Premiers soins	First Aid Premiers soins	First Aid Premiers soins	First Aid Premiers soins	First Aid Premiers soins	First Aid Premiers soins	First Aid Premiers soins
First Aid Premiers soins	First Aid Premiers soins	First Aid Premiers soins	First Aid Premiers soins	First Aid Premiers soins	First Aid Premiers soins	First Aid Premiers soins	First Aid Premiers soins	First Aid Premiers soins

SPECIALTY QUALIFICATIONS • QUALIFICATIONS SPÉCIALES

First Aid - First Aid Premiers soins - Premiers soins	First Aid - First Aid Premiers soins - Premiers soins	First Aid - First Aid Premiers soins - Premiers soins	First Aid - First Aid Premiers soins - Premiers soins	First Aid - First Aid Premiers soins - Premiers soins	First Aid - First Aid Premiers soins - Premiers soins	First Aid - First Aid Premiers soins - Premiers soins	First Aid - First Aid Premiers soins - Premiers soins	First Aid - First Aid Premiers soins - Premiers soins
First Aid - First Aid Premiers soins - Premiers soins	First Aid - First Aid Premiers soins - Premiers soins	First Aid - First Aid Premiers soins - Premiers soins	First Aid - First Aid Premiers soins - Premiers soins	First Aid - First Aid Premiers soins - Premiers soins	First Aid - First Aid Premiers soins - Premiers soins	First Aid - First Aid Premiers soins - Premiers soins	First Aid - First Aid Premiers soins - Premiers soins	First Aid - First Aid Premiers soins - Premiers soins
First Aid - First Aid Premiers soins - Premiers soins	First Aid - First Aid Premiers soins - Premiers soins	First Aid - First Aid Premiers soins - Premiers soins	First Aid - First Aid Premiers soins - Premiers soins	First Aid - First Aid Premiers soins - Premiers soins	First Aid - First Aid Premiers soins - Premiers soins	First Aid - First Aid Premiers soins - Premiers soins	First Aid - First Aid Premiers soins - Premiers soins	First Aid - First Aid Premiers soins - Premiers soins
First Aid - First Aid Premiers soins - Premiers soins	First Aid - First Aid Premiers soins - Premiers soins	First Aid - First Aid Premiers soins - Premiers soins	First Aid - First Aid Premiers soins - Premiers soins	First Aid - First Aid Premiers soins - Premiers soins	First Aid - First Aid Premiers soins - Premiers soins	First Aid - First Aid Premiers soins - Premiers soins	First Aid - First Aid Premiers soins - Premiers soins	First Aid - First Aid Premiers soins - Premiers soins



Reg'd Canadian Army Cadet Unit No. 196 Team
Équipe régimentaire des cadets de l'Armée canadienne

Canada's National Pipe Band & Pipe Band of Choice
Corps national de tambour-major et tambour-major de choix